



Series | Bellows vacuum cups SB

Bellows vacuum cups with 1.5 folds for dynamic sheet handling - SM-B

Bellows vacuum cups with 1.5 folds for dynamic sheet handling - SM-B



Product Description

Robust, circular NBR bellows vacuum cups, 60° Shore A with vulcanized fitting made of aluminum and large area, multi-part „anti-slip“ cleats. Various connection threads available. PWIS-conform to guideline VDMA 24364 test category A1.

Advantage

- > Internal supports help to prevent deep-drawing or deformation of thin sheets
- > Leak-free suction even with curved surfaces due to flexible sealing lip
- > Fold geometry allows handling of three dimensional shaped sheets
- > Secure fit due to vulcanised connection thread

Technical data

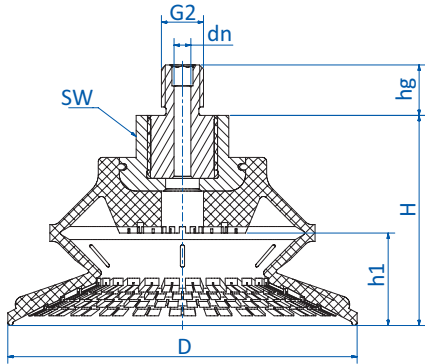
Model / Lip dimensions	Thread (Aluminium)						
	G1/4-male	G1/4-female	G3/8-female	M10-male	M14x1.5-male	Rectangular adapter	
SM-B-22	22.022.222.1	22.022.223.1	22.022.224.1	22.022.225.1	22.022.226.1	22.022.227.1	5.8
SM-B-30	22.030.171.1	22.030.172.1	22.030.173.1	22.030.174.1	22.030.175.1	22.030.176.1/2	8
SM-B-40	22.040.177.1	22.040.178.1	22.040.179.1	22.040.180.1	22.040.181.1	22.040.182.1/2	11
SM-B-50	22.050.183.1	22.050.184.1	22.050.185.1	22.050.186.1	22.050.187.1	22.050.188.1/2	12.5
SM-B-60	22.060.189.1	22.060.190.1	22.060.191.1	22.060.192.1	22.060.193.1	22.060.194.1/2	16.5
SM-B-80	22.080.195.1	22.080.196.1	22.080.197.1	22.080.198.1	22.080.199.1	22.080.200.1/2	22
SM-B-100	22.100.201.1	22.100.202.1	22.100.203.1	22.100.204.1	22.100.205.1	22.100.206.1/2	25
SM-B-125	--	22.125.208.1	22.125.209.1	22.125.210.1	22.125.211.1	22.125.212.1/2	32

"Anti-Slip" Cleats (SM-B-80)

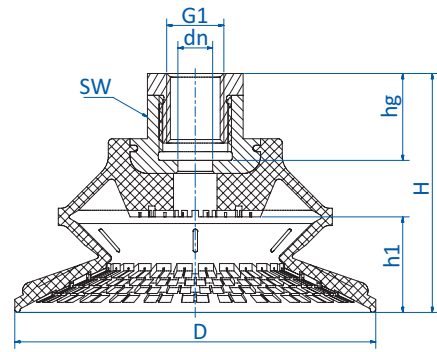




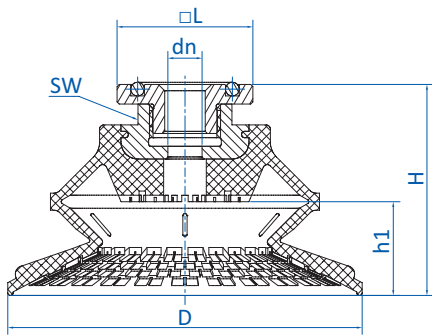
Dimensions



Drawing A



Drawing B



Drawing C



Series | Bellows vacuum cups SB

Bellows vacuum cups with 1.5 folds for dynamic sheet handling - SM-B

Item no.	Drawing	Ø D [mm]	Ø D max.* [mm]	Ø dn [mm]	G1 (female)	G2 (male)	□L [mm]	H [mm]	h1 [mm]	hg [mm]	SW
22.022.222.1	A	22	23,5	4	--	G1/4	--	25	5,8	10	17
22.022.223.1	B	22	23,5	4	G1/4	--	--	25	5,8	12	17
22.022.224.1	B	22	23,5	4	G3/8	--	--	41	5,8	10	17
22.022.225.1	A	22	23,5	4	--	M10	--	25	5,8	12	17
22.022.226.1	A	22	23,5	4	--	M14x1,5	--	25	5,8	12	17
22.022.227.1	C	22	23,5	4	--	--	31,8	28,2	5,8	--	17
22.030.171.1	A	32	34,2	4	--	G1/4	--	28	8	10	17
22.030.172.1	B	32	34,2	4	G1/4	--	--	28	8	12	17
22.030.173.1	B	32	34,2	4	G3/8	--	--	44	8	10	17
22.030.174.1	A	32	34,2	4	--	M10	--	28	8	12	17
22.030.175.1	A	32	34,2	4	--	M14x1,5	--	28	8	12	17
22.030.176.1/2	C	32	34,2	4	--	--	31,8	32,6	9	--	17
22.040.177.1	A	42	43	4	--	G1/4	--	29	11	10	17
22.040.178.1	B	42	43	4	G1/4	--	--	29	11	12	17
22.040.179.1	B	42	43	4	G3/8	--	--	45	11	10	17
22.040.180.1	A	42	43	4	--	M10	--	29	11	12	17
22.040.181.1	A	42	43	4	--	M14x1,5	--	29	11	12	17
22.040.182.1/2	C	42	43	4	--	--	31,8	33,6	10	--	17
22.050.183.1	A	52	54	6	--	G1/4	--	37	12,5	10	22
22.050.184.1	B	52	54	6	G1/4	--	--	42	12,5	20	22
22.050.185.1	B	52	54	6	G3/8	--	--	37	12,5	15	22
22.050.186.1	A	52	54	4	--	M10	--	37	12,5	12	22
22.050.187.1	A	52	54	6	--	M14x1,5	--	37	12,5	12	22
22.050.188.1/2	C	52	54	6	--	--	31,8	41,6	11,5	--	22
22.060.189.1	A	63	65,3	6	--	G1/4	--	41,5	16,5	10	22
22.060.190.1	B	63	65,3	8	G1/4	--	--	46,5	16,5	20	22
22.060.191.1	B	63	65,3	8	G3/8	--	--	41,5	16,5	15	22
22.060.192.1	A	63	65,3	4	--	M10	--	41,5	16,5	12	22
22.060.193.1	A	63	65,3	6	--	M14x1,5	--	41,5	16,5	12	22
22.060.194.1/2	C	63	65,3	8	--	--	32	46,1	14,5	--	22
22.080.195.1	A	83	86,8	6	--	G1/4	--	50	22	10	22
22.080.196.1	B	83	86,8	8	G1/4	--	--	55	22	20	22
22.080.197.1	B	83	86,8	8	G3/8	--	--	50	22	15	22
22.080.198.1	A	83	86,8	4	--	M10	--	50	22	12	22
22.080.199.1	A	83	86,8	6	--	M14x1,5	--	50	22	12	22
22.080.200.1/2	C	83	86,8	8	--	--	31,8	54,6	22	--	22
22.100.201.1	A	103	107,2	6	--	G1/4	--	57	25	10	22
22.100.202.1	B	103	107,2	8	G1/4	--	--	62	25	20	22
22.100.203.1	B	103	107,2	8	G3/8	--	--	57	25	15	22
22.100.204.1	A	103	107,2	4	--	M10	--	57	25	12	22
22.100.205.1	A	103	107,2	6	--	M14x1,5	--	57	25	12	22
22.100.206.1/2	C	103	107,2	8	--	--	31,8	61,6	26	--	22
22.125.208.1	B	128	132,6	8	G1/4	--	--	73	32	20	22
22.125.209.1	B	128	132,6	8	G3/8	--	--	68	32	15	22
22.125.210.1	A	128	132,6	4	--	M10	--	68	32	12	22
22.125.211.1	A	128	132,6	6	--	M14x1,5	--	68	32	12	22
22.125.212.1/2	C	128	132,6	8	--	--	31,8	72,6	32	--	22

* aspirated condition